

Couplings

Standard “E-Loc”®

Designed for use with smoothwall OD controlled innerduct (ASTM 3035), Sch. 40 and Sch. 80 innerduct, and is pressure tight to internal pressures above 200 psi when restrained or buried. Ideal for joining PE to PVC or threaded steel conduit.



Part No.	Size	Nom. O.D. (of Duct)	Std. Ctn. Qty.	Std. Ctn. Wt.
EL1.050	3/4"	1.050"	50	19
EL1.315	1"	1.315"	50	46
EL1.660	1 1/4"	1.660"	50	34
EL1.900	1 1/2"	1.900"	25	28
EL2.375	2"	2.375"	25	40
EL3.500	3"	3.500"	25	48
EL4.500	4"	4.500"	25	67
EL5.563	5"	5.563"	16	44
EL6.00	6"	6.625"	12	40

Double “E-Loc”® Standard Couplings

Designed to join both smoothwall and ribbed OD wall innerduct and are used when air and water-tight integrity is imperative. Internal pressures above 200 psi are maintained when the conduit is unrestrained.



Part No.	Size	Nom. O.D. (of Duct)	Std. Ctn. Qty.	Std. Ctn. Wt.
DEL131	1"	1.315"	50	63
DEL150	1 1/4" True	1.500"	50	58
DEL154	1 1/4"	1.540"	50	58
DEL166	1 1/4"	1.660"	50	53
DEL190	1 1/2"	1.900"	24	43
DEL237	2"	2.375"	25	57

Transition Couplings

Part No.	Size	Nom. O.D. (of Duct)	Std. Ctn. Qty.	Std. Ctn. Wt.
DEL150-154	1 1/4"	1.500" - 1.540"	50	58
DEL150-166	1 1/4"	1.500" - 1.660"	50	58
DEL154-166	1 1/4"	1.540" - 1.660"	50	58

“E-Loc” is a registered trademark of ETCO Specialty Products, Inc.

Universal Aluminum Couplings

Self-threading, which draws each end of the conduit into the center of the coupler.



Part No.	Size	Nom. O.D. (Duct Range)	Std. Ctn. Qty.	Std. Ctn. Wt.
P75	3/4"	.91 – 1.08	10	12
P100	1"	1.21 – 1.41	100	25
P125	1 1/4"	1.44 – 1.68	100	28
P150CPLR	1 1/2"	1.80 – 2.02	100	35
P200	2"	2.31 – 2.48	50	19
P300	3"	3.495 – 3.505	12	10
P400	4"	4.41 – 4.65	12	12

Barbed Couplings Press-On/Screw-On


Aluminum

Part No.	Size	Nom. O.D. (of Duct)	Std. Ctn. Qty.	Std. Ctn. Wt.
BS1.315	1" SDR	1.315"	100	16
BS1.194	1" True 11	1.194"	100	16
BS1.488	1 1/4" True 11	1.488"	100	16
BS1.660	1 1/4" SDR	1.660"	100	16
BS1.900	1 1/2" SDR	1.900"	100	24
BS2.375	2" SDR	2.375"	100	34



Nonmetallic Clamshell Couplings

For use with Corrugated HDPE



Part No.	Size	Nom. O.D. (of Duct)	Std. Ctn. Qty.	Std. Ctn. Wt.
E144F	1"	1.34"	30	1.7
E144GT	1 1/4"	1.565"	25	2

Couplings

Electrofusion Coupling

Provides an airtight duct system and is used to join HDPE to PVC or threaded steel conduit. Ideal for directional bore applications.



Part No.	Nom. O.D. (of Duct)	Std. Ctn. Qty.	Std. Ctn. Wt.
575-4075	1.488"	40	12.96
575-4049	1.526"	40	12.44
575-0640	1.660"	40	12
575-0641	1.900"	140	55.3
575-0642	2.375"	30	17.46
575-0643	3.500"	36	45.47
575-0644	4.500"	10	18.77

Toneable Pressure Coupling

Designed to join Carlon® Toneable Duct System



150 PSI at 73°F

Part No.	Nom. O.D. of Duct	Nom. O.D.	Std. Ctn. Qty.	Std. Ctn. Wt. (lbs.)
TDC100	1"	1.315	60	34
TDC125	1 1/4"	1.66	36	28
TDC150	1 1/2"	1.90	30	31
TDC200	2"	2.375	12	18

Threaded Plugs

For use with Toneable Coupling



Part No.	Nom. O.D. of Duct	Nom. O.D.	Std. Ctn. Qty.	Std. Ctn. Wt. (lbs.)
TPLG100	1"	1.315	50	4
TPLG125	1 1/4"	1.66	25	3
TPLG150	1 1/2"	1.90	25	3.5
TPLG200	2"	2.375	10	2.7

Nonmetallic Internal Couplings

Nonmetallic, self-threading and are recommended for use with corrugated duct.



Part No.	Size	Nom. I.D. Range	Std. Ctn. Qty.	Std. Ctn. Wt.
PIC100	1"	1.05	100	24
PIC125	1 1/4"	1.25	100	26

Terminating Connector



Part No.	Size	Nom. O.D. Range	Std. Ctn. Qty.	Std. Ctn. Wt.
TC100	1"	.91 – 1.08	12	50
TC125	1 1/4"	1.495 – 1.70	12	52
TC150	1 1/2"	1.80 – 2.00	12	56
TC200	2"	2.31 – 2.52	12	58

Duct Plugs



Blank

Part No.	Size	Duct I.D. Range	Std. Ctn. Qty.	Std. Ctn. Wt.
MAEPG2	1"	.96" - 1.16"	50	4.5
MAEPG4	1 1/4"	1.14" - 1.48"	50	5.5
MAEPG3	1 1/2"	1.49" - 1.83"	50	7.5
MAEPG5	2"	1.83" - 2.36"	50	12.5
MAEPG55	3"	2.99" - 3.46"	50	19.5
MAEPG6	3 1/2"	3.42" - 4.00"	25	13
MAEPG7	4"	3.94" - 4.33"	50	32.5
MAEPG8	5"	5.00" - 5.35"	25	24.5

Multi-Access




Part No.	Type	Duct I.D. Range	Innerduct I.D. Range	Std. Ctn. Qty.	Std. Ctn. Wt.
MATPG2	3-Hole	3.92" - 4.21"	1.31" - 1.42"	24	27
MATPG3	3-Hole	3.92" - 4.21"	1.53" - 1.67"	24	24
MAQPG2	4-Hole	3.92" - 4.21"	1.19" - 1.36"	24	23
MAQPG4	4-Hole	4.16" - 4.34"	1.19" - 1.36"	24	34

Split Plugs for Sealing Innerduct and Cable



Part No.	Size	Duct I.D. Range	Cable O.D. Range	Std. Ctn. Qty.	Std. Ctn. Wt.
MAFPG2	1"	1.00" - 1.10"	0.35" - 0.57"	50	8
MAFPG21	1"	1.00" - 1.10"	0.43" - 0.57"	50	8
MAFPG22	1"	1.00" - 1.10"	0.57" - 0.70"	50	8
MAFPG3	1 1/4"	1.22" - 1.36"	0.35" - 0.57"	50	10
MAFPG4	1 1/4"	1.22" - 1.36"	0.57" - 0.70"	50	10
MAFPG41	1 1/4"	1.22" - 1.34"	0.70" - 0.90"	50	10
MAFPG5	1 1/2"	1.50" - 1.65"	0.35" - 0.57"	50	15
MAFPG6	1 1/2"	1.50" - 1.65"	0.50" - 0.70"	50	15
MAFPG9	2"	1.98" - 1.97"	0.35" - 0.57"	50	22


Multiple Innerduct Pulling Harness



For use with Pulling Innerducts into a 4" Conduit

Part No.	Description	Working Load Per Leg (lbs.)	Working Load Combined (lbs.)	Std. Ctn. Qty.	Wt./Ea. (lbs.)
MAPH3	3-Way 1/4" Cable	1400	2900	1	14
MAPH4	4-Way 1/4" Cable	1400	4200	1	15

Innerduct Pulling Eyes



Part No.	Size	Range	Std. Ctn. Qty.	Wt./Ea. (lbs.)
MAPE3	1"	1.00 - 1.25	1	2
MAPE6	1 1/4"	1.21 - 1.41	1	4.0
MAPE8	1 1/2"	1.42 - 1.62	1	5.0
MAPE9	2"	1.78 - 2.03	1	6.0

Swivels - Ball Bearing



Part No.	Description	Work/Break Load (lbs.)	Dimensions	Wt./Ea. (lbs.)
MASV4	Non-Breakaway	1800	7/8" x 4 1/2"	.53
MASV5	Non-Breakaway	600	5/8" x 4"	1.00

Swivels - Breakaway and Replacement Pins



Part No.	Description	Work/Break Load (lbs.)	Dimensions	Std. Ctn. Qty.	Wt./Ea. (lbs.)	Pin Part No.	Description
MASV6	Breakaway	600	7/8" x 4 1/2"	1	.55	MASVP6	7/8" Replacement Pin for MASV6
MASV7	Breakaway	600	5/8" x 3 1/2"	1	.19	MASVP7	5/8" Replacement Pin for MASV7
MASV8	Breakaway	450	5/8" x 3 1/2"	1	.19	MASVP8	5/8" Replacement Pin for MASV8

Conduit Cutters

Kwikcut Cutter



For fast, smooth field cuts of 1/2" through 1" Innerduct.

Part No.	Size	Std. Ctn. Qty.
CC120B	8"	10

Medium Cutter



Hand held cutter makes fast square, smooth field cuts on Innerduct sizes 1/2" through 1 1/4".

Part No.	Size	Std. Ctn. Qty.
CC125	9"	1

Large Cutter



For clean cuts of Innerduct sizes 1/2" through 2".

Part No.	Size	Std. Ctn. Qty.
CC122	17 1/2"	1

Figure-8 Web Slitter



Part No.	Size	Std. Ctn. Qty.
3056MW	6.6M	1
30510MW	10M	1

Figure-8 Jacket Slitter



Part No.	Size	Std. Ctn. Qty.
3056MJ	6.6M	1
30510MJ	10M	1

Underground Warning Tape – Orange

CAUTION TELEPHONE CABLE BURIED BELOW

Part No.	Type	Width	Ft. per Spool	Wt. ea. lbs.
MAT3T21	Standard	3"	1000'	7
MAT3T61	Detectable	3"	1000'	8

CAUTION FIBER OPTIC CABLE BURIED BELOW

Part No.	Type	Width	Ft. per Spool	Wt. ea. lbs.
MAT3O21	Standard	3"	1000'	7
MAT6O21	Standard	6"	1000'	13
MAT3O51	Extra Stretch	3"	1000'	7
MAT3O61	Detectable	3"	1000'	8
MAT6O61	Detectable	6"	1000'	16



End Caps

Part No.	Size	Nom. O.D.	Std. Ctn. Qty.
EC1.315	1"	1.315"	1
EC1.488	1 1/4"	1.488"	1
EC1.660	1 1/4"	1.660"	1
EC1.900	1 1/2"	1.900"	1
EC2.375	2"	2.375"	1
EC4.500	4"	4.500"	1




Rope (Conduit Pulling Lines for Conductors or Fiber Optics)

White Diamond Braid Rope

This rope is constructed of polyethylene over polyester, designed specifically for fiber-optic pulling. The polyethylene jacket gives the "slippery" feel that gives less drag in pulling through conduit.

Part No.	Reel Lengths	Diameter	Recommended Working Load (lbs.)	Approximate Avg. Tensile (lbs.)	Std. Ctn. Wt. (lbs.)
SB14105	5,000 ft.	1/4"	260	1700	1000



Tape

Prelubricated, woven polyester tape made from low friction, high abrasion resistant yarns providing a low coefficient of friction. Tape is printed with sequential footage markings for accurate measurements.

Part No.	Size	Tensile Strength (lbs.)	Reel Lengths
TL14203	1/2"	1130	3,000 ft.
TL14205	1/2"	1130	5,000 ft.
TL14505	1/2"	1250	5,000 ft.
TL14510	1/2"	1250	10,000 ft.
TL38203	5/8"	1800	3,000 ft.
TL38265	5/8"	1800	6,500 ft.
TL38210	5/8"	1800	10,000 ft.

